

PENTA 518

Five spindle CNC automatic lathe

Technical Data

MAXIMUM BAR DIAMETER	WITH HAINBUCH COLLETS	18 mm
	WITH DAVENPORT COLLETS	19 mm
	WITH PULL SYSTEM	25 mm
MAXIMUM SPINDLE SPEED		8000 rpm
SPINDLE POWER		3,7 kw
DRUM INDEXING TIME		0,4 sec
MINIMUM CYCLE TIME		3,6 sec
SLIDES STROKE	POS 1 AND 3	X 70 mm
		Z 130 mm
		Y 125 mm
	POS 2 AND 4	X 70 mm
		Z(POS2) 130 mm
		Z(POS4) 165mm
	POS 5	Y 135 mm
		X 75 mm
		Z 95 mm
END SLIDES STROKE		250 mm
MAXIMUM LIVE TOOL SPEED		6000 rpm (24000 rpm WITH special VDI live tool)
SYSTEM DIMENSIONS (WITH 4M BARLOADER)	TOTAL LENGTH	8351 mm
	WIDTH	1820 mm
	HEIGHT	2329 mm
TOTAL WIDTH WITH BAR LOADER AND ACCESSORIES		2200 mm

TAJMAC GROUP

TAJMAC Czech republic
TAJMAC-ZPS, a. s.
Trida 3. kvetna 1180
CZ-76487 Zlin, Malenovice
www.tajmac-zps.cz
Czech Republic

TAJMAC USA
ZPS America LLC
4950 West 79th Street
Indianapolis, Indiana 46268
www.zpsamerica.com
USA

TAJMAC France
85, rue Marie Curie
Le Grand Communal
74130 Vougy
www.tajmac-france.com
France

TAJMAC Italy | Headquarter
TAJMAC-MTM S.p.A.
Via Gran Sasso 15
IT-20092 Cinisello Balsamo (MI)
www.tajmac-mtm.it
Italy

TAJMAC GERMANY
TAJMAC-MSW GmbH
Robert-Bosch-Straße 9
D-71299 Wimsheim
www.tajmac-msw.de
Germany

DISTRIBUTOR

EN

PENTA

TM
TMZ 518



FIVE SPINDLE CNC AUTOMATIC LATHE

PENTA 518



Five spindle CNC automatic lathe

PENTA 518 New CNC island concept, composed of multispindle lathe, bar loader, oil treatment system, chiller and chip conveyor.

The **PENTA**, thanks to its new concept, allows the customer to interact with only one supplier.

The integrated design reduces the necessary space into your workshop.


The innovative design allows installation of the machine and all of its systems in a shorter time, thanks to the electrical cabinet is integrated into the machine.



WORKING AREA

The wide working area allows easy and operator-friendly setup, together with the VDI quick-change tooling system. XYZ stations are equipped with VDI 20 tooling.

XZ stations and end slides are equipped with VDI 25 tooling.

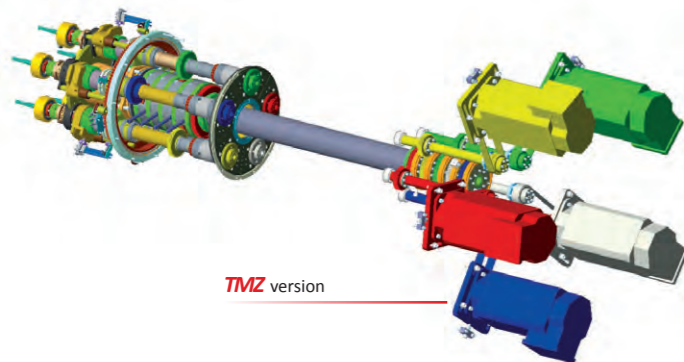


CUT-OFF SLIDE

In the both configurations of the machine can be the back working slides programmed up to 4 continuous axes.



The slide Y with VDI 20 in position 5 allows to install a cutting tool with movement in Z axis.



TMZ version


SPINDLES DRIVE SYSTEM

Available in two standard configurations:

TM – Up to 24 controlled axes and synchronous spindles

TMZ – Up to 30 controlled axes with independent spindles

TMZ version



GEOMETRIC Y AXIS

Real Y axis allows complex parts machining through 4 axes kinematic



MACHINED PARTS/BAR REMAINS COLLECTING

Machined parts and bar remains are collected in two different containers.

